



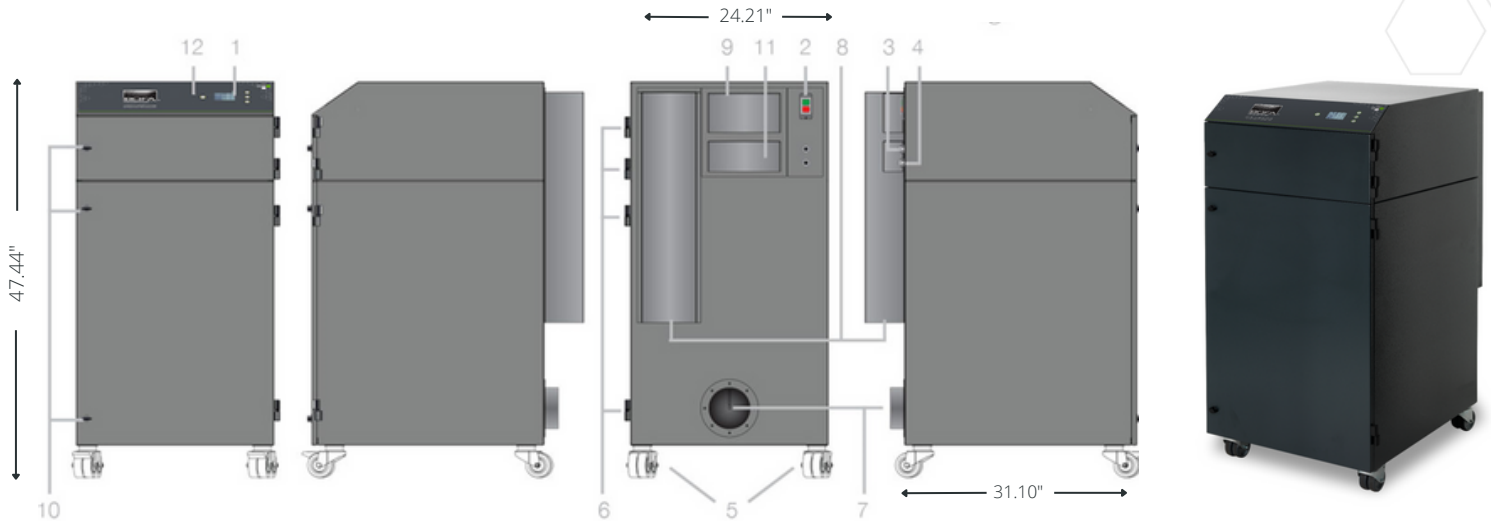
A Donaldson Company

AD 1000 iQ

FUME EXTRACTOR

A WORLD LEADER IN FUME EXTRACTION TECHNOLOGY

- | | | | |
|-------------------------|--------------------|----------------------------------|-----------------------------|
| 1. iQ display | 2. On / off switch | 3. Power cable | 4. Signal / interface cable |
| 5. Castors | 6. Door hinges | 7. Hose inlet connection - 125mm | 8. Exhaust outlet |
| 9. Motor cooling outlet | 10. Door latch | 11. Motor cooling inlet | 12. Standby button |



TECHNICAL DATA

Technical data		Customizations
Dimensions (H x W x D)	47.44 x 24.21 x 31.10"	Options Stop / start function Filter signal condition VOC Exhaust box / exhaust spigot
Unrestricted airflow*	515cfm (+/- 10%)	
Settable range**	176-430 cfm	Paint finish Powder coated mild steel (RAL7016)
Max pressure	100mBar (+/- 3%)	
Electrical data	Voltage: 115V Frequency: 50/60Hz Full load current: 19.5 amps	Power cables Type B Type E Type G
Interface signal connection	Not included as standard (see options for more information)	
Max noise level	< 85dBA	
Weight (standard extractor with filters)	324lbs (+/- 5%)	
Approvals	UKCA, CE and UL***	

* **Unrestricted airflow** = The airflow values provided with clean filters, no hose kit, at 115V and measured by using wind vane. The numbers may vary depending on voltage and test procedure used.

** **Settable range** = BOFA recommends utilizing the lowest flow rate that achieves the correct capture velocity for your application in order to maximize filter life.

*** **UL** = Tested to UL standards, but testing may be provided by alternate nationally recognized test laboratories. Certain product configurations may affect the UL certification. Please speak to your sales representative.

Contact BOFA at bofainternational.com/contact/

FS 643451

Approvals: REACH and RoHS. See individual product technical data for specific accreditations



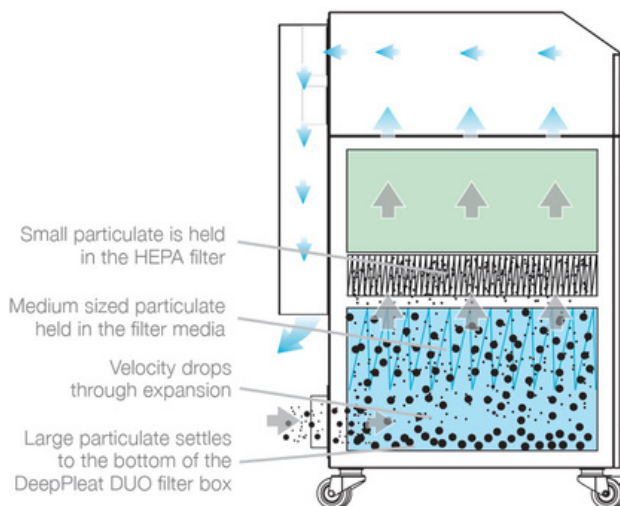

AD 1000 iQ

FUME EXTRACTOR

A Donaldson Company

A WORLD LEADER IN FUME
EXTRACTION TECHNOLOGY

Airflow through filters



FILTER SPECIFICATIONS

DeepPleat DUO pre-filter specifications

Media surface area	30m ² approx. (129.12ft ²)
Filter efficiency	F8 - 50% @ 0.3 microns

Combined filter specifications

HEPA filter efficiency	99.995% @ 0.3 microns
Activated carbon volume	11.8 gallons

Replacement filters

Model	DeepPleat DUO pre-filter	Combined filter
AD 1000 iQ	1UA1030222	1UA1030297

Datasheet correct at time of publishing.

Where applicable, the carbon used in BOFA units is capable of removing a wide range of VOCs, however it is the responsibility of the user to ensure the carbon is suitable for their application. For specific applications, please contact us for details.

Important notice: Many factors beyond the control of BOFA can affect the use and performance of BOFA products in a particular application, including the conditions under which the product is used. Since these factors are uniquely within the user's knowledge and control, it is essential the user evaluate the products to determine whether the product is fit for the particular purpose and suitable for the user's application. All products, product specifications, availability and data are subject to change without notice, and may vary by region or country.

Think before you print! Please consider the environment before printing this document.