



A WORLD LEADER IN FUME EXTRACTION TECHNOLOGY

AD Nano+

Last Updated on 08.04.2021



The AD Nano+ fume extraction and filtration system has been designed as a cost effective solution for light to medium duty applications and is the ideal choice for installations where floor space is limited.

Suitable for light laser coding applications, the AD Nano+ incorporates many of the features found on our larger systems.

The use of an auto-voltage sensing turbine means that the unit can be used anywhere in the world.

Reverse flow, patented DeepPleat DUO and ACF filter technologies ensure optimised performance and filter life.

Technology



DeepPleat DUO pre-filter



HEPA filter



Automatic flow control (AFC) technology



Reverse flow air (RFA) technology



Advanced carbon filter (ACF) technology



Multi voltage sensing (MVS) unit



Patented technology



ProTECT service plan



SureCHECK quality standard

Key features of the AD Nano+

Auto sensing voltage (100-240v) for global use
Standard

Reverse flow
Standard

Long life filters with low replacement cost
Standard

Advanced carbon filter (ACF) technology
Standard

Low noise levels
Standard

Remote stop / start interface
Optional

Automatic flow control
Standard

'Easi-seal' filter location
Standard

DeepPleat DUO pre-filter
Standard

Small footprint
Standard

VOC gas sensor (Volatile Organic Compound)
Optional

Filter change / system fail signal
Optional


Contact BOFA at <https://bofainternational.com/en/contact/>

<https://bofainternational.com/en/portal/datasheets/ad-nano-plus/>









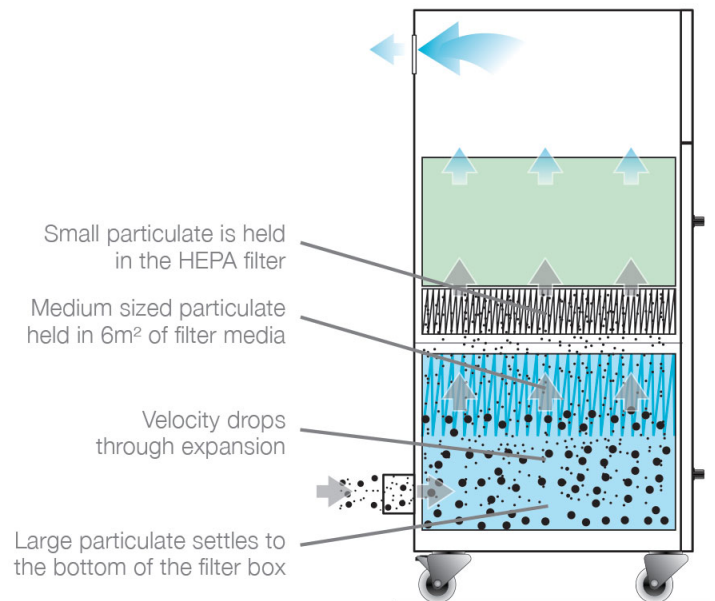
Technical specification

- | | | | |
|--|--------------------|------------------------------------|-------------------|
| 1. Unit / filter condition display
- automatic flow control | 2. On / off switch | 3. Signal / interface cable | 4. Power cable |
| 5. Castors | 6. Door hinge | 7. Hose inlet connection -
50mm | 8. Exhaust outlet |
| 9. Motor cooling inlet | 10. Door latch | | |



Airflow through filters

-  Chemical filter
-  HEPA filter
-  Pre filter
-  Clean air
-  Contaminated air
-  Particulate



Technical data

	230V	115V
Dimensions (HxWxD)	790 x 360 x 420mm	31.1 x 14.17 x 16.54"
Cabinet construction	Brushed stainless steel / powder coated mild steel	Brushed stainless steel / powder coated mild steel
Airflow / pressure	300m ³ /hr / 96mbar	176cfm / 96mbar
Electrical data	100-240v Single-phase 1~ 50/60Hz Full load current: 12.5 amps / 1.1kw	100-240v Single-phase 1~ 50/60Hz Full load current: 12.5 amps / 1.1kw
Noise level	< 60dBA (at typical operating speed)	< 60dBA (at typical operating speed)
Weight	42kg	92.5lbs
Approvals	UKCA and CE	UKCA and CE

DeepPleat DUO pre-filter specifications

Surface media area	6m ² approx (64.56ft ²)
Filter media	Borosilicate
Filter media construction	150mm Maxi pleat construction with glue bead spacers (0.49ft)
Filter housing	Zintec mild steel
Filter efficiency	92% @ 0.8 microns
Inlet size	50mm (0.16ft)
Dropout chamber size	7.44 litres

Combined filter specifications

Surface media area	2.18m ² approx (23.4568ft ²)
HEPA filter media	Borosilicate
HEPA media construction	50mm maxi pleat construction with glue bead spacers
Filter housing	Zintec mild steel
Treated activated carbon	6.75kgs (14.85 lbs)
Filter efficiency	99.997% @ 0.3 microns

Unit part numbers

Model	Voltage	Part no.	24V stop / start	Filter change / system failure signal	VOC monitoring
AD Nano+ powder coated	90-257v	L3042A	A2001	A2002	A2003
AD Nano+ stainless steel	90-257v	L3052A	A2001	A2002	A2003

Replacement filters part numbers

Model	Pre-filter	Combined filter
AD Nano+	A1030190	A1030191

Other languages

AD Nano+
[French](#)

Datasheet correct at time of publishing.

Where applicable, the carbon used in BOFA units is capable of removing a wide range of VOC's, however it is the responsibility of the user to ensure the carbon is suitable for their application. For specific applications, please contact us for details.

Think before you print! Please consider the environment before printing this document.

